

Renewing loan term

You can renew loan term, when you log in to *My account* in [Library Catalogue](#), [Course Reading Catalogue](#) or [Virtual Library](#).

Renewing loan term in library catalogues

<http://vdu.library.lt>

<http://vdu.library.lt/subjects>

Login to catalogue (top menu [Login](#)) and open *My account*.



You can renew loan term in *My account* / *Activities* list:

Activities:	
Loans/renewals	18
History of Loans	1365
Hold requests	1
History of hold requests	939

Opening *Loans/renewals*, you'll see the list of loaned items, their due dates and will be able to renew loan term if possible. It is possible to renew all items at once (1.), or select the necessary ones (2.).

User Info	Loans	Hold Requests	History Loans	Renew All 1.	Renew Selected 2.
For details about a loan, click on the underlined number.					
	Author	Title	Year	Due date	Sublibrary/fund
1		Cutting edge :	2002	2019-02-05 21.00	Central Repository

After that you will see the information about renewed and not renewed items, new due dates indicated or reason why an item cannot be renewed.

You will not be able to renew loan term if:

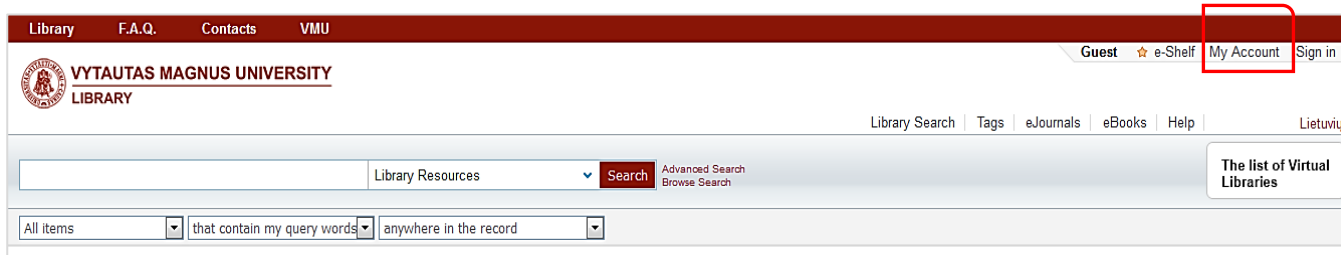
- item was lent for the semester,
- item is requested by other reader,
- you are late to return item.

After finishing work log out off catalogues, clicking [Logout](#) in top menu and then [Go](#) .

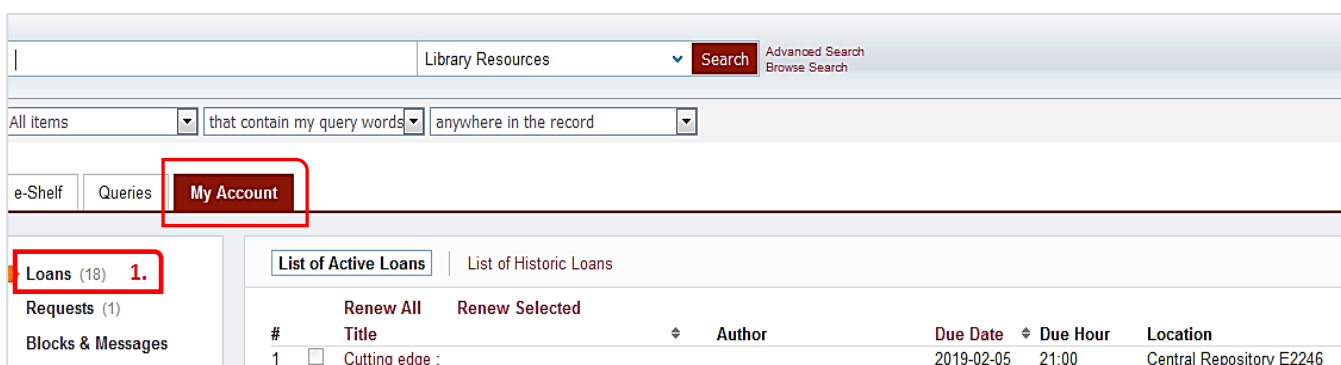
Renewing loan term in Virtual library

<http://vb.vdu.lt>

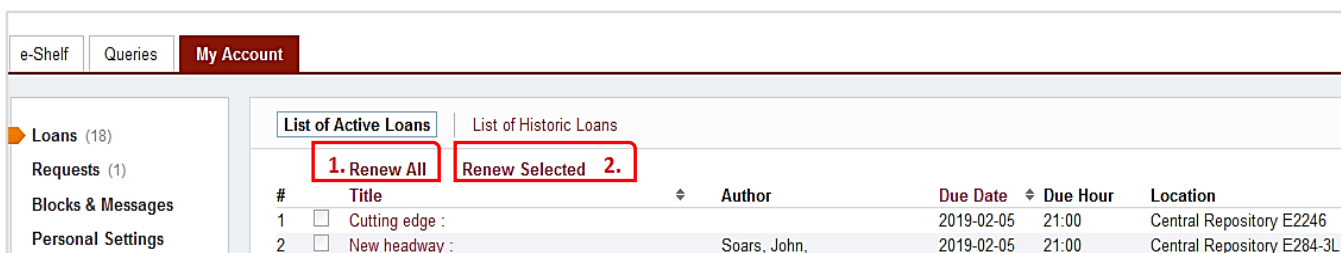
Sign in to Virtual library (top menu [Sign in](#)) and open *My Account*.



You can renew loan term in the list of active loans (1.):



It is possible to renew all items at once (1.) or select the necessary ones (2.).



After that you will see the information about renewed and not renewed items, new due dates indicated or reason why an item cannot be renewed.

After finishing work sign out off Virtual library, clicking [Sign out](#) in top menu.

Couldn't renew loan term? Have questions?

Write to us info@bibl.vdu.lt, [call](#) or come to any [library department](#).